


201 RGC Club Championship


Championship Results and payout

Match Day #1	Match Day #2	Match Day #3	Results	Position Payout	C-to-P	TOTAL Payout
		Overall Champion	Bills, David	\$ 125.00	\$ 20.00	\$ 145.00
		Runner-Up	Holm, Matt	\$ 50.00		\$ 50.00
		3rd place	Hiett, Steve	\$ 25.00		\$ 25.00
		3rd place	Wilson, Paul	\$ 25.00	\$ 10.00	\$ 35.00



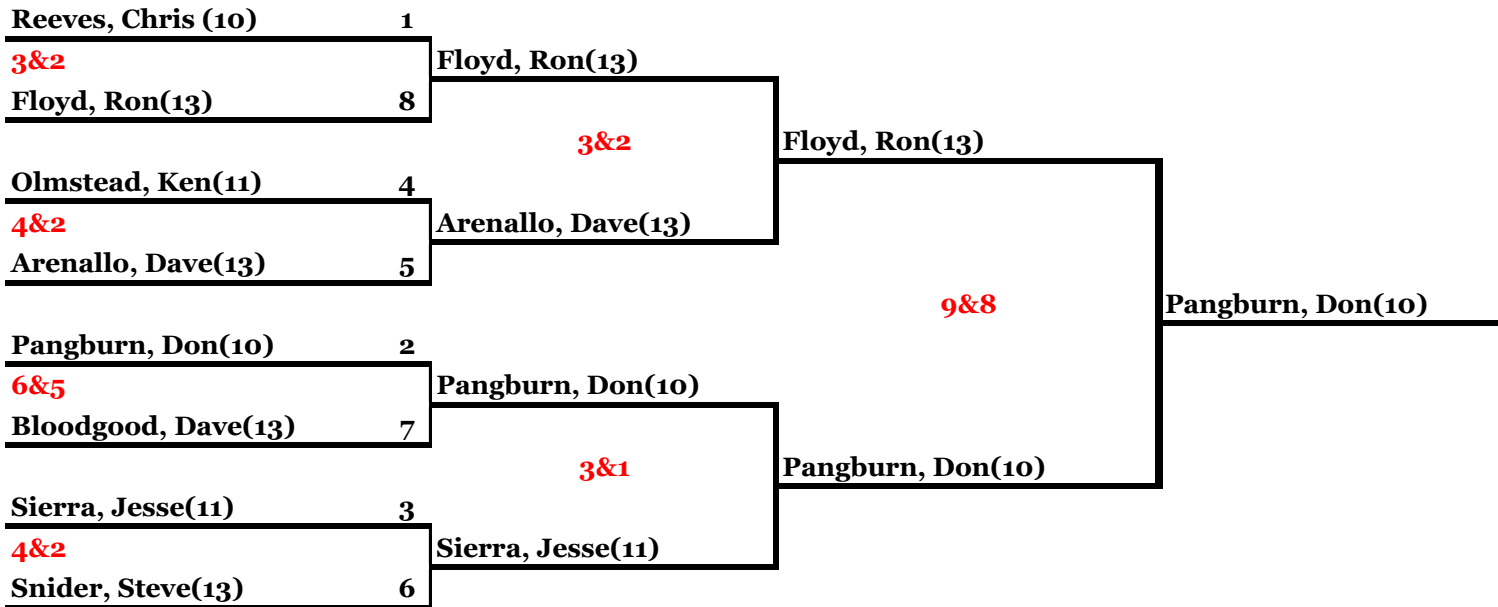
A Flight Results and payout

Match Day #1	Match Day #2	Match Day #3	Results	Position Payout	C-to-P	TOTAL Payout
		A Flight Champion	Hendrickson, Steve	\$ 100.00	\$ 10.00	\$ 110.00
		Runner-Up	Donnan, Mark	\$ 50.00		\$ 50.00
		3rd place	Moore, Gary	\$ 25.00		\$ 25.00
		3rd place	McCullough, Dan	\$ 25.00		\$ 25.00



B Flight Results and payout

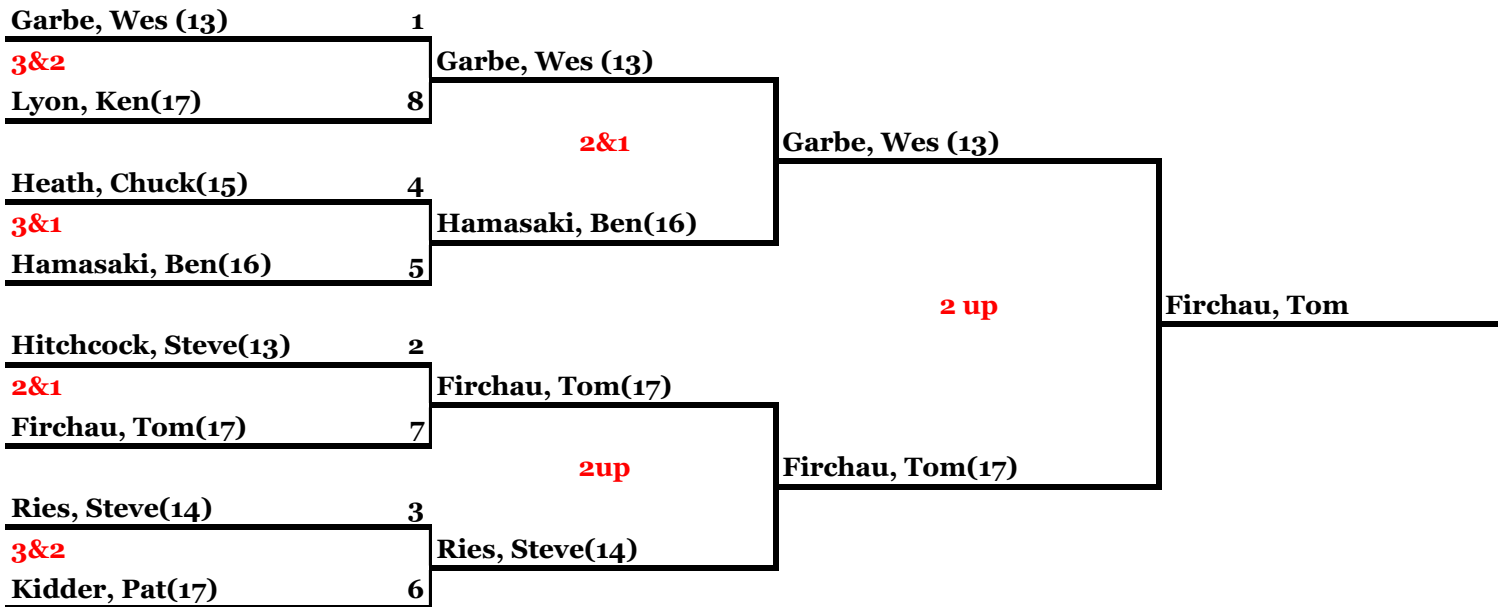
Match Day #1	Match Day #2	Match Day #3	Results	Position Payout	C-to-P	TOTAL Payout
		B Flight Champion	Pangburn, Don	\$ 100.00	\$ 10.00	\$ 110.00
		Runner-Up	Floyd, Ron	\$ 50.00		\$ 50.00
		3rd place	Arenallo, Dave	\$ 25.00	\$ 10.00	\$ 35.00
		3rd place	Sierra, Jesse	\$ 25.00		\$ 25.00



C Flight Results and payout


Match Day #1	Match Day #2	Match Day #3	Results	Position Payout	C-to-P	TOTAL Payout
		C Flight Champion	Firchau, Tom	\$ 100.00	\$ 10.00	\$ 110.00
		Runner-Up	Garbe, Wes	\$ 50.00		\$ 50.00
		3rd place	Hamasaki, Ben	\$ 25.00	\$ 10.00	\$ 35.00
		3rd place	Ries, Steve	\$ 25.00		\$ 25.00

C Flight



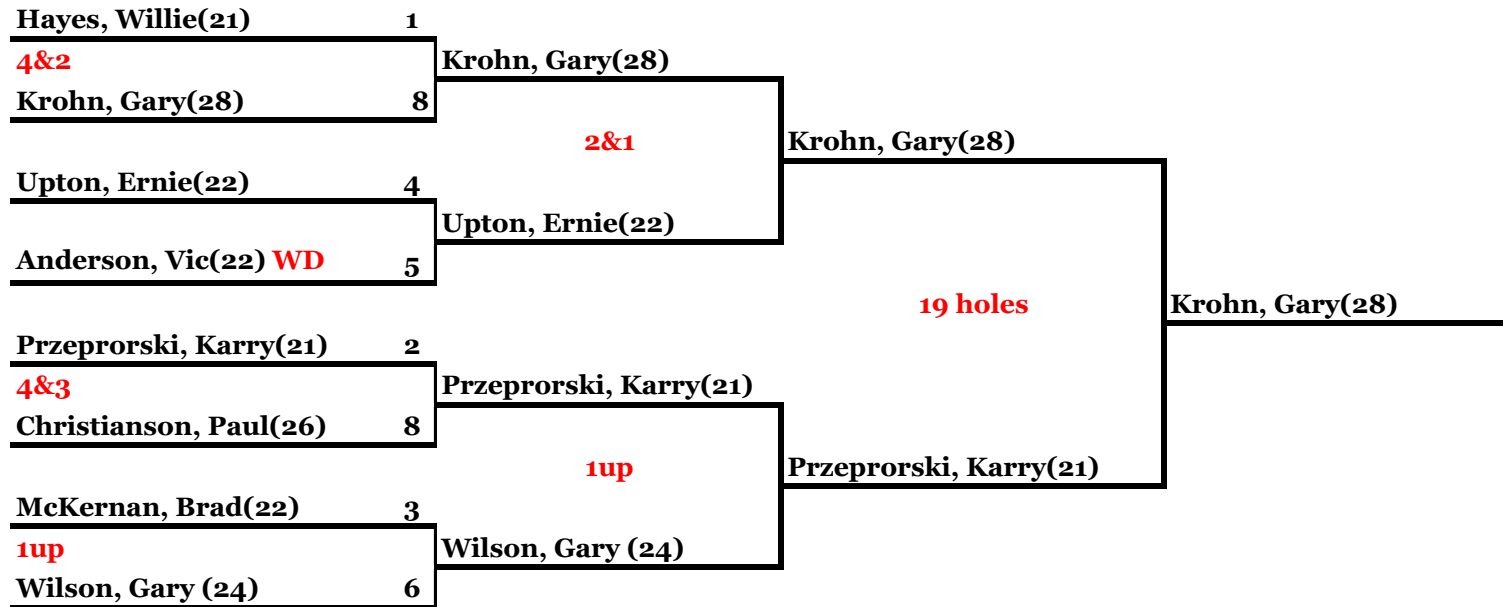
D Flight Results and payout

Match Day #1	Match Day #2	Match Day #3	Results	Position Payout	C-to-P	TOTAL Payout
		D Flight Champion	Anderson, Matt	\$ 100.00		\$ 100.00
		Runner-Up	Fleshman, Larry	\$ 50.00	\$ 10.00	\$ 60.00
		3rd place	Sedillo, Joe	\$ 25.00		\$ 25.00
		3rd place	Zimmann, Steve	\$ 25.00		\$ 25.00



E Flight Results and payout

Match Day #1	Match Day #2	Match Day #3	Results	Position Payout	C-to-P	TOTAL Payout
		E Flight Champion	Krohn, Gary	\$ 100.00		\$ 100.00
		Runner-Up	Przeprorski, Karry	\$ 50.00		\$ 50.00
		3rd place	Upton, Ernie	\$ 25.00		\$ 25.00
		3rd place	Wilson, Gary	\$ 25.00		\$ 25.00



Consolation Round

Name	Gross Front	Gross Back	Gross	Hcp	Net Front	Net Back	Total	Position	Position Payout	CTP	Total
Harris, Sean	37	32	69	5	35	29	64	1st Gross	\$ 25.00		\$ 25.00
Thompson, Neil	38	37	75	9	34	32	66	1st Net	\$ 25.00		\$ 25.00
Sollo, John	36	37	73	7	33	33	66	2nd Net	\$ 15.00		\$ 15.00
Anderson, Vic	42	46	88	22	31	35	66	2nd Net	\$ 10.00	\$ 10.00	\$ 20.00
Johnson, Rico	35	35	70	3	34	33	67				
Reeves, Chris	39	40	79	10	34	35	69			\$ 10.00	\$ 10.00
Serra, Frank	39	39	78	7	36	35	71				
Holmes, Bob	46	44	90	19	37	34	71			\$ 10.00	\$ 10.00
McKernan, Brad	48	46	94	22	37	35	72				
Howard, Tim E.	44	47	91	18	35	38	73				
Fisher, Chris	40	41	81	7	37	37	74				
Snider, Steve	43	44	87	13	37	37	74			\$ 10.00	\$ 10.00
Saylor, Gary	46	48	94	20	36	38	74				
Hayes, Willie	53	44	97	21	43	33	76				
Hunt, Dick	48	48	96	19	39	38	77			\$ 10.00	\$ 10.00
Gonzalez, Paul	45	41	86	8	41	37	78				
Lyon, Ken	53	43	96	17	45	34	79			\$ 10.00	\$ 10.00

Closest-to-Pin

Day 1

Hole #3	Firchau, Tom	11'4"	\$ 10.00
Hole #5	Bills, David	0'6.5"	\$ 10.00
Hole #12	Pangburn, Don	3'4"	\$ 10.00
Hole #15	Olmstead, Ken	12'1"	\$ 10.00

Day 2

Hole #3	Hendrickson, Steve	4'8"	\$ 10.00
Hole #5	Hunt, Dick	5'1"	\$ 10.00
Hole #12	Reeves, Chris	3'4.5"	\$ 10.00
Hole #15	Arellano, Dave	27'3"	\$ 10.00

Day 3

Hole #3	Fleshman, Larry	10'6.5"	\$ 10.00
Hole #5	Bills, David	5'7.5"	\$ 10.00
Hole #12	Hamasaki, Ben	10'8"	\$ 10.00
Hole #15	Wilson, Paul	10'5"	\$ 10.00

Day 4

Hole #3	Lyon, Ken	12'9"	\$ 10.00
Hole #5	Snider, Steve	0'7"	\$ 10.00
Hole #12	Holmes, Bob	7'5"	\$ 10.00
Hole #15	Anderson, Vic	22'3"	\$ 10.00